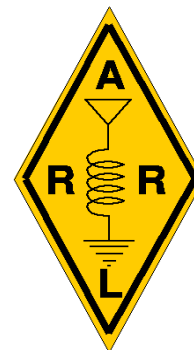


June-July 2013

"Ohio's First DXCC Field Checking Club"



The NODXA RAG



Poolside Chat With KB8NW

Fellow DXers,

It is hard to believe that summer is half over and August is here. It will not be long before the 39th Annual 2013 Cleveland Hamfest and Computer Show is upon us. It is scheduled for September 22nd, at the Cuyahoga County Fairgrounds in Berea, OH. Details can be found at: <http://www.hac.org>. I hate to say it, but I am going to miss it again because I have to travel to Tennessee for my grandson's birthday party. Dwaine, K8ME, will once again run the show/booth for the club as well as check QSLs for "WAS" and "VUCC". Keith, N8KOL, should be there also to check cards for DXCC. This is also a good time to renew your membership if you have not yet done so.



It has been pretty quiet on any major DXpeditions lately. We still have the K9W DXpedition to Wake Island in October to look forward to. Specific dates have not been announced yet (just last week of September or first week of October). Details available at <http://www.wake2013.org>.

Remember, NODXA has donated funds to this DXpedition, and our club logo is now posted under sponsors.

The only other DXpeditions to look forward to during the next few months are:

- October 1-11th - CYO Sable Island
- October 12-24th - TN2MS; Rep. of Congo
- October 15-23rd - C82DX; Mozambique
- November 5-18th - T33A; Banaba Island
- November 19-29th - S2 Bangladesh

In closing, I hope you can attend one of the upcoming general membership meetings. If you have a topic to discuss about DXing or Contesting, bring it up at the meeting. Also, if you would like to put on a program of some interest for the club, let us know so we can schedule you in for a meeting. We are always looking for a program. Have a safe summer (what is left of it).

73 and Good DX de Tedd KB8NW

"The Mission of the Northern Ohio DX Association is to promote and support Amateur Radio and the DX Community around the world."

Minutes of the May 6th, 2013 NODXA Meeting

The meeting was opened at 7:33 p.m. by Tedd, KB8NW. There were 23 members and guests present. After the usual round of introductions, the minutes for the meeting of April 1 were read by Glenn, AF8C. Bruce, N8DJX moved, seconded by Ron K8VJG, that the minutes be approved as corrected. The motion passed on a show of hands. Mary, N8DMM reported the treasury balance was \$Ka-Ching! Bruce, N8DJX moved, and seconded by Karl, K8BCK, that the treasurer's report be approved. The motion passed. The repeater was reported by Glenn, AF8C, as having issues with scratchy signals. WD8IOU, said he needed articles for the newsletter. The newsletter is promised to be out by Dayton.



The Wake Island Dxpedition contribution has been sent. The NODXA logo is now on their website. Donations came in to cover our Dayton suite fees and speaker. The answer to a question by Dwaine, K8ME, was that we sent out notices in August last year by email to remind tardy dues payers to renew their membership. A press release on antennas was mentioned by John, K8YSE, and Tedd, KB8NW. Glenn, AF8C, expanded on the scratchiness of the repeater and some theories about what the problem might be. John, K8YSE, also reported on possible causes for the problem.

Old/New Business:

Dwaine, K8ME, reported on a telephone call he received. The theme at Dayton is DX and the caller was looking for club logos. Dwaine provided information on our logo. It was a U.S. Postal Dayton Stamp Club and our logo is now on their card.

"Mike", Mikhail, UA9YF, from Russia has qualified for our NODXA Award. Denny, WB8K, assembled the award and Dwaine, K8ME, shipped it out. As extra information, "Mike" has also applied to West Park Radiops for that club's award.

Brian, K3USC, reported that Facebook now lists 140 "friends" of NODXA. Dwaine, K8ME, says the Dayton bus has over 30 people signed up out of 41 possible seats.

Tedd, KB8NW, as talked to Janine: she has everything set for the hospitality room for Thursday, Friday, and Saturday. The suite is not on a secure floor. She booked 62 rooms this year.

Per Tedd, KB8NW, the club has received one request for Dxpedition donations, that of Amsterdam Island, as sent by K4UEE. Publicizing our logo goes for \$500.00, and our name for \$250.00. That operation will occur for 18 days somewhere during January 15 to February 20, 2014. James, 9V1YC, will be one of the operators and KOIR is the team leader. Ron, K8VJG, moved that we donate \$250.00. An anonymous member agreed to match the \$250.00 so that the club will send \$500.00 if the motion passed. John, K8YSE, seconded the motion. The motion did pass when voted.

John, K8YSE, was in Marion, North Carolina, to meet the operator who was on the other end of John's first-ever radio contact. He was Arnold Hancock, who was at the time K9ZYS in Harvey, Illinois. Arnold is now W4NGS, age 80, now living in a manufactured home on a little hill. John tracked him down on QRZ.COM. John's third contact was K8AAI, a former member of this club.

John also reported on being the driver for Jim, K8MR, in the Michigan QSO Party. Jim made over 1500 QSO multipliers, 400 more than his previous record. Of the 1500 QSOs, 370 were made on phone and the remainder were made on CW at a word-per-minute rate of something like 40. Many thank you's are due to those amateurs who remained to work Jim in multiple counties. As reported by George, K8KR, the Ohio and Michigan QSO parties are the best attended state QSO parties in the country. K8CC drives the Michigan QSO Party and K8MR drives the Ohio QSO Party.


The next meeting will be on June 3. The raffle basket had accumulated \$40.00 and the winner

was Ron, K8DZO, who donated his winnings back to the club! The meeting was declared closed 8:19 p.m.

Respectfully, Glenn, AF8C, Secretary

Minutes of the June 3rd, 2013 NODXA Meeting

The meeting was opened at 7:30 p.m. by Tedd, KB8NW. There were 23 members and guests present. After the usual round of introductions, the minutes for the meeting of May 6 were read by Glenn, AF8C. Ron, K8VGJ moved, and seconded by Dwaine, K8ME, to accept the minutes as read. The motion passed on a show of hands. Mary, N8DMM reported the treasury balance was \$Ka-Ching! Karl, K8BCK moved, and seconded by Vicki, K8VGM, that the treasurer's report be approved. The motion passed. The repeater was reported by Glenn, AF8C, as being less scratchy than last month. Dave, WD8IOU, said he needed articles for the newsletter. The newsletter is promised to be out by Field Day.



The donation to the Amsterdam Island expedition team was sent. Tedd talked to them in Dayton. Their Website is not yet updated. The sponsor list is updated twice a week and Tedd saw us on it yesterday.

The May 6 meeting minutes reported list of unpaid members from 2012 has not yet been updated. Mary said two of the people are out of town and four are in this room! Tedd says there were renewals collected at Dayton and donations also.

The hospitality room had a big turnout. \$192.56 was spent for supplies (beer/pop/munchies/ice). Janeen supplies all of the hard liquor, munchies and hors d'oeuvres. This year's collection of donations was about \$210.00, which was given to Janeen to help offset some of her costs.

Old/New Business:

Jim, KE8G, was in Texas, and so he attended a meeting here. Their meeting starts with a pledge of allegiance. Al, N8CX, reported that in Lorain County clubs, they also do that. Jim, KE8G, volunteered to supply a flag if we want to do the pledge. Al, N8CX, moved that we do that, and George, K8KR, seconded. The motion passed on a voice vote.

Per Dwaine, K8ME, the Dayton bus trip went well. One of the riders won an IC7200.

Tedd has received one donation request, that being for Juan Fernandez, November 2013, using the call XROZR. That location is number 43 in the most wanted list. The operators will be the same group as D64K.

Dwaine asked if anyone received their 706T cards. Dwaine never received his and so he resent his card. George, K8KR, and others have received those cards. Rick, K8ZH, asked who received their T6 cards. T6T is in Logbook of the World.

Glenn, AF8C, asked if anyone has tried the new LOTW 1.14.1 version. Pete, N8TR says that in this new version, after you enter your data, it is automatically uploaded to the server. Glenn, AF8C, reported that the ARRL claims that once your TQ6 data is uploaded, LOTW will not accept the same file ever again, so there is no point in keeping a used TQ6 file as a backup.

Tedd said that the 706T speaker at the Dayton banquet was very interesting and humorous. George, K8KR, reported that he talked the Australia couple into visiting the Cuyahoga Valley National Park. Rick, K8ZH, was visited by a British couple who were driving a motorhome to Dayton. Tedd thought the flea market was sparse and some dealers had cut back on their displays. But Pete, N8TR, reported selling more items than ever before. He also said that AES was not there. George, K8KR, says AES is closing stores. Pete reported that DX-Engineering is now a hot competitor to AES. Tedd saw N8RF at Dayton.

Next came the various discussions and commitments for Field Day. Pete moved to allocate \$100.00 for Field Day use. The motion was seconded by Bruce, K8DJX, and that motion passed.

Bruce said the 6500 lb. rotor for his tower is in town. The rotor won't be installed until July. Pete explained that metric aluminum tubing does not fit as snugly as tubing made with English units.

The next meeting will be on July 1. The raffle basket had accumulated \$38.00 and the winner was Tedd.

Mouse pad door prizes were won by K8VGM, K8BCK, AF8C, NI8Z, K3USC, KE8G, and K8ME.

The meeting was declared closed at 8:19 p.m.

Respectfully, Glenn, AF8C, Secretary

Taking A Dose Of My Own Medicine by Dan Romanchik, KB6NU

Last week, I wrote a blog post on preventive maintenance for one of my writing clients.

Afterwards, I decided to take a dose of my own medicine and do a little preventive maintenance

around the shack. I started with the Astron RS-35M, which provides the DC power that runs HF transceiver and my VHF/UHF transceiver in my shack. I had started noticing a few little things, such as the voltage adjustment being a little fussy, that I wanted to correct before the supply failed on me.



After removing the cover, I vacuumed all the dust out of the supply. The RS-35M wasn't very dirty, but even so, getting the dirt out of a piece of equipment is probably the first thing you'll want to do when performing preventive maintenance. Dirt impedes air flow. That can lead to higher operating temperatures, and as the lab manager that I interviewed for my blog post said, "Heat kills."

Not only should you vacuum any dust out of a cabinet, you should also clean the fan filters, if your gear has them. Dusty filters prevent air from flowing smoothly through equipment, and that means the fans don't cool as well as they should.

Once that was done, I did a visual inspection. One thing that you want to look for are components that look like they're getting too hot. Another thing to look for is evidence of arcing. Whatever is causing the overheating or arcing will eventually cause a unit to fail. Fortunately, I found neither.

Next, I checked to see that the components mounted to the enclosure were securely screwed down. In the RS-35M, the transformer, the bridge rectifier, and an electrolytic are mounted to the enclosure. Oddly enough, the bridge rectifier was quite loose, so I tightened it down. Also loose were the output terminals. I tightened these down as well.

Finally, I squirted a little cleaner and lube into the voltage adjustment pot and worked it back and forth. That seemed to do the job. That pot now works smoothly and cleanly.

I put the cover back on, reconnected the power cable, and got back to making QSOs. It should be good for another couple of years.



Working Alaska on 6M Aurora from EN91, PA By "Scotty", WK3N

The most intense solar storm in the last five years hit the Earth on June 29, 2013. Seeing the red solar indicator on my VE3SUN DX Monitor, I knew it was time to act. I knew there would be some fun 6 meter DXing.

I pointed my 6M7JHV north, fired up my Acom 1000 and began cq'ing on cw at 2200 utc. Working Zero's, ones, twos, threes and eights stateside. Ve 2's and 3's. I had to quit when my sending hand problems reared up. A car accident and arthritis makes sending difficult for long periods for me.



In the early morning hours, I began seeing the KL7 spots from the east coast US and Canada, around 0300 utc. Having experienced aurora conditions before, I decided to stick with it for a possible first time chance at Alaska on 6 meters.

Watching the chatter on the 6 meter chat channel showed VA3DX scoring his last state needed and also a new entity. He had managed to work a VE8 and two KL7's. What a great night he was having, I thought.

I tried some northerly cq's too no avail. Then I saw a spot for KL7KY on the same frequency I was on. I stopped to listen for him. But no joy was to be had. I was still sitting on two other known KL7's spotted frequencies. Silence rained su-

preme.

As the clock ticked on towards 0700 utc, even myself, "the man who never sleeps" was getting weary. Suddenly on 50125.7 a LOUD cw signal occurred working someone. It was AL7RT, as he ended his qso he faded completely. Undoubted, I "put on the gloves" and began sending my call twice with a pause. After eight times he was herd, weakly sending my call and a 55n aurora report! I returned a 559 aurora report after looking at the s-meter. By now he was 599 and dropping fast, then gone. Nothing, zero, zip and zilch. Done and over a matter of seconds. This was entity #100 for me. Culmination of seven season on six meters and reaching my goals. I am sure many of you can relate?

I posted to the six meter chat channel my accomplishment. Then checking the second frequency I was monitoring erupted with a big signal from KL7NO. The QSB was downright Nascar speed. Sent my call twice, exchanged reports and his singular signal was no more to herd. Halfway through dialing my first number on my alert list I hung up. Realizing it was like my last aurora experience with VE8NSD. Gone in flash. No time for alerts. You have to be there, or be square.

The entire opening was from 0653 to 0659 utc. Six minutes and two Fairbanks stations delivered to WK3N via one big, bad aurora.

"WK3N never sleeps" quote by OH2BH Martti Laine.

Northern Ohio DX Assn now has its second member to exceed the 3000 confirmed mark in the ARRL DXCC Challenge. Scotty, WK3N has reached the 3K level with his last submission, giving him 3003 confirmed. Our first member to reach 3k was Don, K8MFO. Don has an astounding Challenge total of 3144.

The ARRL DXCC Challenge presently has 73 members from 19 countries with 3k or more confirmed qso's. They are to be commended for an achievement that takes a lifetime.

Operating Your Station Remotely—The Next Best Thing to Being There!

by Jim Blanca, KE8G

This article is a summarization of my experiences rather than a step-by-step technical set of instructions on setting up a remote operation. All the photographs and illustrations are the property of Elecraft® & were used with their written permission.



Having retired in early December 2012, I was faced with a lot of options. To make a long story short, we now have a second home in the Houston, Texas area, but it has some very stringent HOA restrictions; one of which is NO outside antennas, except for satellite television.

I mulled things over for a few weeks as to how the heck I was going to continue DXing, my passion on the HF bands, while spending time in Texas with my grand children. One day I was having a conversation with my good friend Wayne, KK6BT who lives in South Carolina, and he suggested that since I wasn't selling the house and property in Ohio, I should operate remotely and continue using the antennas that have already proven themselves in so many instances.

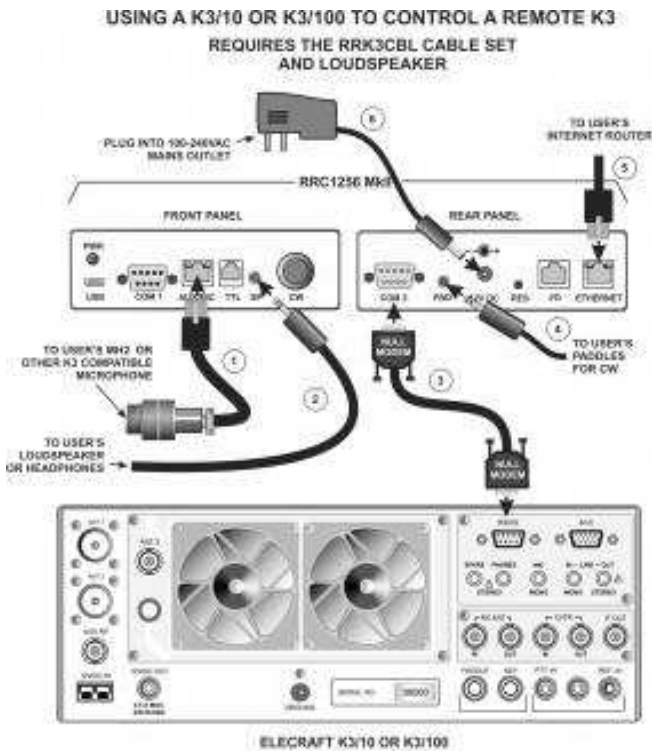
The equipment at the Ohio QTH consists of two Elecraft® K3s, a KPA500 solid state amplifier, a KAT500 auto-tuner, along with a Green Heron rotator control box (model RT-21) for the Ham IV rotor. This represents about 99% of what I needed to be able to operate remotely. All that was needed was to purchase the RemoteRig control units and their required cabling.



Property of Elecraft®, used with written permission.

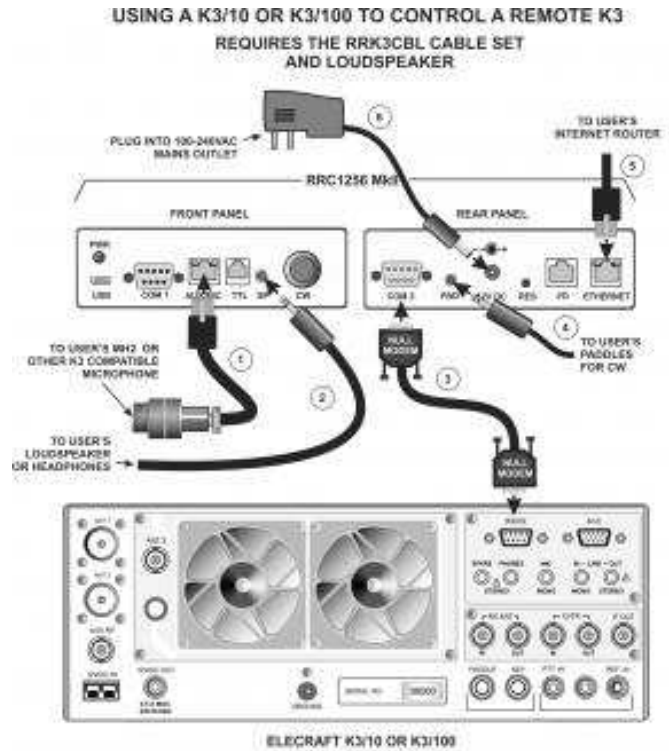
After doing some initial online research, I called Elecraft® to speak with their RemoteRig guru, Brandon (he plays a pivotal throughout this article) in order to validate I was ordering the correct equipment. The purchase was made and within the week all the components arrived.

I began by sitting down and reading *the Elecraft® K3-Remote (including K3/O) Owner's Manual* from cover-to-cover. Most of it appeared pretty straight forward, with the exception of the needed IP addresses to make things "talk" with one another. Since I am using two K3 radios, the cabling hookups are very straightforward and all went together in about 15 minutes. I removed the K3 I would be taking to Texas from the station power supply and hooked it up to its own power supply. This would allow me to simulate operations for the first round of testing.



NOTE:
CABLES 1 AND 3 ARE INCLUDED IN THE RRR3CBL CABLE SET.
CABLES 2, 4 AND 5 ARE SUPPLIED BY THE USER.
CABLE 5 AND POWER SUPPLY IS INCLUDED WITH THE RRC1256 UNIT.

Property of Elecraft®, used with written permission.



NOTE:
CABLES 1 AND 3 ARE INCLUDED IN THE RRR3CBL CABLE SET.
CABLES 2, 4 AND 5 ARE SUPPLIED BY THE USER.
CABLE 5 AND POWER SUPPLY IS INCLUDED WITH THE RRC1256 UNIT.

I, once again, called Elecraft® and spoke with Brandon and made the necessary changes to the RemoteRig units through a combination of a web browser and the MicroBit Setup application I installed on a PC. This took approximately 20 minutes of hand holding and a very clear and thorough explanation of what was exactly taking place each step of the way. I now have the RemoteRig (control unit) set up so I can go anywhere in the World and it will automatically pick up the needed IP address to connect to the RemoteRig (remote unit) back in Ohio!

After the initial testing to make sure I could actually connect to the "remote" radio and control it via the home Intranet, I needed to go to my next door neighbor's house to borrow an Internet connection to come in over the Internet. To be honest, it took longer to move the equipment, than it did to actually make the connection and test things! For the most part, it passed with flying colors, with the exception a loud "hissing" sound. Since this was late in the evening, a call to Elecraft® would have to wait until the next day.

I then decided to test the Green Heron rotor control box via the Internet to make sure I would be able to rotate my directional antennas. This is accomplished by downloading Goggle Remote Desktop on a couple of computers, along with the DXLab's DXView application on the "remote" PC. With a couple of key clicks on the "control" PC, I can change beam headings as easily as sitting at my desk that is over 1400 miles away!

The following day, I contacted Elecraft® again to speak with Brandon, and after 15 minutes or so we were able to tweak the RemoteRig units to remove the noticeable hissing.

A couple of days later we packed up the car and headed to Texas, with all the needed radio gear; K3 radio, RemoteRig unit, power supply, paddles and assorted cables. I postponed setting things up for about a week, as there was just so much to do upon arrival. Afterwards, I unpacked all the gear and set it up, fired things up and patted myself on the back when I began copying CW signals and working DX contacts. My next "test" will be to operate a contest remotely!

Amateur radio is a very important part of my life, as I find it so rewarding. When my XYL - KD8CMB & I started talking of a second home in Texas, I was quite upset as I knew it meant giving up CW for long periods of time. This new found ability to operate remotely has allowed me to enjoy the next best thing to being there! If you are interested in learning more about these products and software, please take the time to review their respective web sites.

Elecraft: www.elecraft.com


RemoteRig and Microbit: www.remoterig.com


Green Heron: www.greenheronengineering.com

DXLab: www.dxlabsuite.com

Field Day 2013 in Pictures!

All Photos by John Papay, K8YSE







FOR SALE

QRO DX-2500 LINEAR AMPLIFIER..... WORKS FINE.....PREFER PICKUP OR MEET.....MAKE OFFER ! SAVE !

BEGALI CW MACHINE \$ 150 PLUS \$11.00 SHIPPING LIKE NEW

(TWO) RADIO WORKS T-4+ LINE ISOLATORS. EX \$ 50 FOR BOTH PLUS SHIPPING

RIGBLASTER PLUS RC/PL/CUSB for ICOM NEW-IN-BOX \$ 25.00 PLUS SHIP OR PICKUP
CONTACT SCOTTY WK3N AT 724-927-9468 OR WK3N@HOTMAIL.COM

Club Item For Sale

HyGain TH3-MKIII antenna complete with BN86 Balun and new set of plastic trap caps. Antenna is in good condition.

This antenna was donated to the Northern Ohio DX Association as part of an estate.

Please contact John Papay at john@papays.com

Northern Ohio DX hosts radio event

North Royalton CERT director, Nick Phillips attended

Submitted by JOHN PAPAY

RICHFIELD — Nick Phillips, CERT director for the city of North Royalton, was the guest of the Northern Ohio DX Association Club during an amateur radio emergency preparedness event at Mount Augustine in Richfield, Ohio June 22 and 23.

The DX Association Club operates two stations around the clock. One station uses voice, and the other utilizes Morse code to make more than 2,300 contacts with other similar

organizations throughout the country.

A bow and arrow is used to shoot a small string over treetops. A heavier line is pulled upward, and a wire antenna is hoisted to the treetops.

Communications take place without any infrastructure and under any conditions. Tests are conducted every year with other ham radio operators in the United States and Canada. Several contacts were also made through ham radio low Earth orbit satellites, which repeat the signal back to Earth.



Photo submitted by JOHN PAPAY

Nick Phillips (right), CERT director with the city of North Royalton, and Ron Borkey, a CERT volunteer and North Royalton resident, attended an amateur radio emergency preparedness event at Mount Augustine in Richfield, Ohio June 22 and 23. The event was hosted by the Northern Ohio DX Association Club.

InnovAntennas Introduces DESpole™ Multiband: Press release

Antenna Line: "The Ultimate Limited Space Antenna"

The DESpole™ line employs technology developed for InnovAntennas' high performance OPDESTM (Opposing Phase Driven Element System) Yagi antennas. Amateur radio operators who are living with space restrictions yet want multipleband convenience and fullsize performance in a reduced size antenna will find the DESpole™ a revelation. DESpole™ is also a great option for hams who already have an antenna system but are looking to add more bands to their arsenal with modest additional size and weight without sacrificing performance.

The DESpole™ antenna's unique bentelement geometry delivers a natural 50 Ohm impedance without any loss inducing (and bandwidth compromising) matching coils or capacitors. Open sleeve design techniques are used to enable operation on two or three bands, depending on the model. Only one feedline is required for any DESpole™ and the reduced "wingspan" of this compact antenna allows use on a lower frequency band than might be possible with a (longer) straight dipole element.

InnovAntennas partner William Hein, AA7XT, said *"hams with limited space and/or limited budgets will find the DESpole™ provides dramatically improved performance over the usual 'go to' antennas for hams living with restrictions such as multiband verticals: higher gain, better signal to noise figures, wider bandwidth and the ability to maintain performance including SWR when wet including snow and ice."*

InnovAntennas founder Justin Johnson, GOKSC, said *"InnovAntennas strives to sell only the absolute best, no compromise antennas and accessories. The DESpole™ brings the exciting technology from our high performance Yagi line to the ham who doesn't have room for a big antenna array, but still wants to put out a big signal."*

In addition to the precise electromagnetic design provided by the latest modeling software, each DESpole™ design is subjected to sophisticated mechanical analysis to ensure long term reliability in all types of environments.

InnovAntennas have quickly become well known for their high quality build in addition to outstanding performance on the air and the DESpole™ is no exception. Aerospace grade aluminum and marine grade (A4316) stainless steel materials are employed throughout. Additionally, where needed, UV protected Kevlar guy support cables are used.

If it is piece of mind, quality build and exceptional performance you need, look no further than the InnovAntennas DESpole™! Ten DESpole™ models are available as of today with additional models to follow later in the year. Further information available at www.DESpole.com



W4DXCC DX and Contest Convention

W4DXCC IX - September 27 & 28, 2013

Pigeon Forge, TN - MainStay Convention Center



Now in its 9th year, the W4DXCC DX and Contest Convention is the Southeast's largest and most highly attended ham radio event. This year W4DXCC IX takes place at the MainStay Suites in Pigeon Forge Tennessee on September 27th and 28th. A full schedule of popular presenters will speak on DX and Contest subjects throughout the convention.

It's About Fellowship



And there's more . . .

- Prize drawings will be conducted between presentations.
- Drinks and snacks are included in the registration cost and will be available throughout the convention.
- Equipment manufacturers will be on hand to demonstrate new products and answer questions face to face.
- A banquet rounds out the day and sets the stage for the grand prize drawings.
- The Ten-Tec Hamfest is Saturday, the 28th starting before the convention. Both hamfest and convention can be attended on Saturday.
- A full range of shopping for the family is located nearby along with water parks, go-cart tracks and Dollywood. Bring the family for a wonderful weekend of fun.
- Check out the WEB site for complete details, program schedule, cost, and housing. We're filling up fast - book early!

www.W4DXCC.com



Meeting Information

NODXA Meetings are held the first Monday of each month at the *Gourme Family Restaurant* at 15315 Pearl Road (Rt. 42) just west of Interstate 71 and south of Rt. 82 in Strongsville at 7:30 PM. Come early and have dinner and meet your fellow DXers and enter the 50/50 raffle.

NODXA Information

NO8DX: Special Event Callsign
 W8DXA: NODXA Repeater 147.360

Web-site: <http://www.papays.com/nodxa.html>
 Newsletter Submission: wd8iou@adelphia.net

NODXA Club Officials for 2013-2014

President:	Tedd Mirgliotta, KB8NW	(440-237-2816)
V. President:	Dwaine Modock, K8ME	(440-582-3462)
Secretary:	Glenn Williams, AF8C	(440-835-4897)
Treasurer:	Mary Michaelis, N8DMM	(440-236-5426)
Newsletter:	David Autry, WD8IOU	(440-238-0417)



DXCC Info

As of February 2012, the current DXCC Entities total is: **340**.

NODXA Application and Renewal Form

The Northern Ohio DX Association is a non-profit organization with a primary interest in DXing. We encourage all DXers to join our group and share the interest and fun of DXing.

Please complete the application below and send along your appropriate dues or renewal to:

NODXA, P.O. Box 361624 , Strongsville, Ohio 44136

First Time Membership/Renewal (U.S. and DX) \$20.00

Name _____ Callsign _____
 Address _____
 City _____ State/Prov. _____
 Country _____ ZIP _____
 E-mail _____
 Telephone _____
 ARRL Member? _____ Exp. Date _____ DXCC Member? _____
 Special Interest _____

Newsletter Contributors

Thanks to the following for their contribution to this months edition: N8TR, N8DMM, KB8NW, K8YSE, AF8C, KE8G, WK3N, KB6NU, and the Royalton Post.